

CELEBRATION

One-Piece Toilet

6131.128

Product Features

- Vitreous china one-piece toilet
- Chair-height (16-1/2"), elongated bowl
- MicroGlaze™ anti-microbial, non-staining glaze
- 12" (305 mm) rough-in

EcoQUATTRO™ Flushing System

- High-performance, gravity flush
- 1.28 gallons (4.8 liters) per flush – EPA WaterSense, high-efficiency toilet (HET)
- Fully-glazed, 2-1/8" internal trapway
- Oversized 3" flush valve
- Large 9" x 7" water surface area and optimized rim jets, for an exceptionally clean bowl

Accessories Included

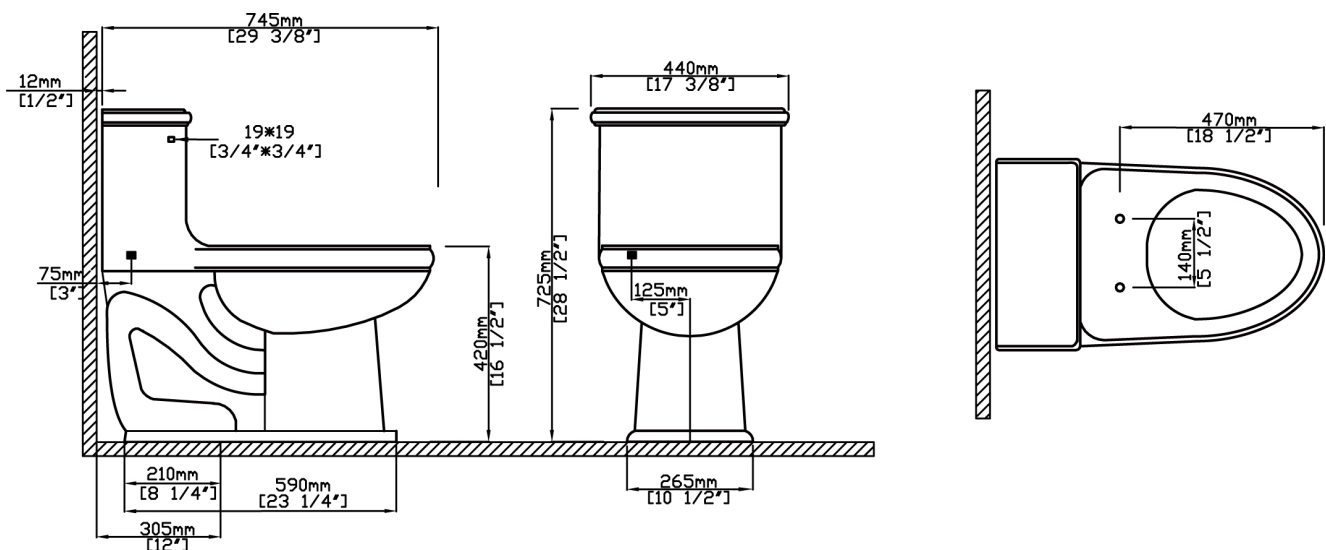
- Toilet seat and cover, with slow-close hinges
- Solid metal trip lever

Quality Assurance

- Factory flush-tested
- Limited lifetime warranty



Dimensional Diagram



IMPORTANT: Dimensions are nominal and may vary within the range of tolerance per by NSI Standard A112.19.2. These measurements are subject to change. No responsibility is assumed for use of superseded or voided pages.

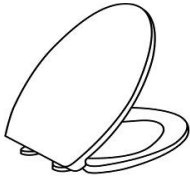
PRODUCT OPTIONS & PARTS

Glaze Color Options

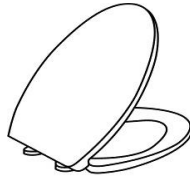

.01 White

.06 Biscuit

Toilet Seat Options


S-242 (Standard)

SB-242 Seat Bolts
SC-242 Seat Caps
.500 Chrome (Standard)
.502 Polished Nickel
.503 Satin Nickel
.504 Polished Brass
.01 White
.06 Biscuit


S-241

SB-241 Seat Bolts
SC-241 Seat Caps
.500 Chrome (Standard)
.502 Polished Nickel
.503 Satin Nickel
.504 Polished Brass
.01 White
.06 Biscuit




Seat Bolt Caps
 See toilet seat options at left, for matching bolt caps' model number and finish options.

Tank Levers & Trim Options


F-90

Side-Mount Tank Lever
.500 Chrome (Standard)
.502 Polished Nickel
.503 Satin Nickel
.504 Polished Brass
.508 Venetian Bronze


MC-505 (Standard)

Floor Bolt Caps, Plastic
.01 White
.06 Biscuit
.05 Black


MC-507

Floor Bolt Caps, Brass
.500 Chrome (Standard)
.502 Polished Nickel
.503 Satin Nickel
.504 Polished Brass
.508 Venetian Bronze
.01 White Enamel

Metal Finish Options

Not all finishes are available for all parts. Refer to the finish options listed above for each part.


.500

Polished Chrome


.502

Polished Nickel


.503

Satin Nickel


.504

Polished Brass


.508

Venetian Bronze


.01

White Enamel

Valve & Installation Parts

Fill Valve

VL-3801

Flush Valve

VH-4801.15

Flapper

9400.518

Mounting Bolts

MB-111

Compliance Certifications

- ASME A112.19.2M
- CSA B45.1



Meets the Americans With Disabilities Act (ADA) guidelines and ANSI A117.1 requirements for accessible building facilities. Check local codes.